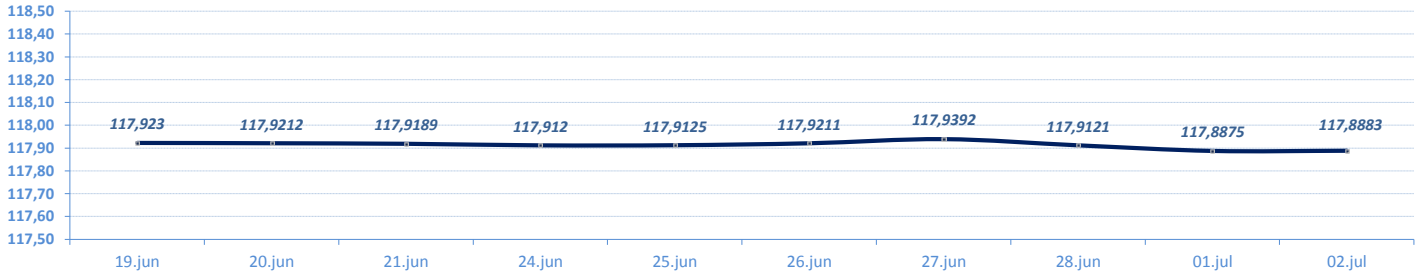


VESTI / NEWS

- **SREDNJI KURS EUR/RSD**: Dinar neznatno ojačao u odnosu na evro, srednji kurs **117,8883**. Obim međubankarske trgovine evrom na dan 01. jul do 12:30h iznosio je 7,2 miliona evra. NBS intervenisala na međubankarskom tržištu kupovinom 60 miliona evra (od početka godine ukupno prodala 130 miliona evra i kupila 1.145 miliona evra).
- **BEOGRADSKA BERZA**: Ineksi zabeležili rast, BELEX15 viši za 0,73 odsto, BELEXline za 0,50 odsto. Promet veći u odnosu na prethodni dan, na regulisanom tržištu najviše trgovano akcijama Komercijalne banke, NIS-a, Impol Sevala, Philip Morris Operations-a i Messer Tehnogasa.

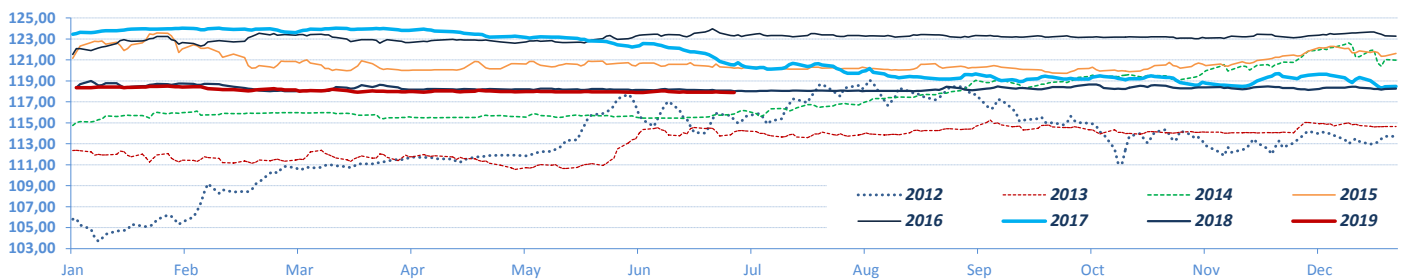
DEVIZNO TRŽIŠTE / FX MARKET

EUR / RSD (Srednji kurs / Official Middle Rate) ► 10 dana / 10 days

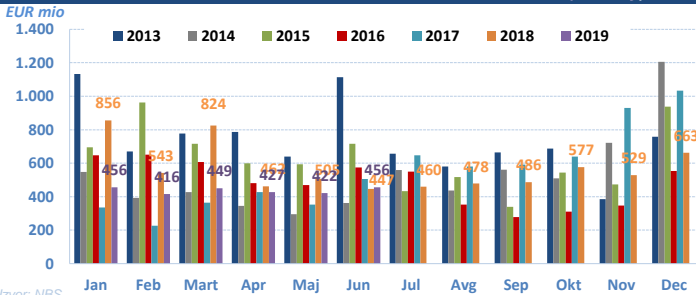


Izvor/Source: NBS

EUR / RSD (Srednji kurs/ Official middle rate) ► Jan -

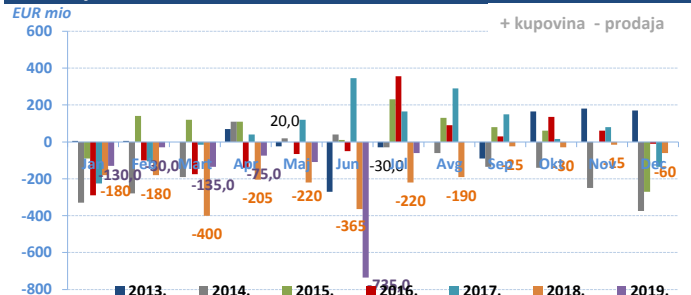


Promet na međubankarskom tržištu / Volumes on FX Interbank market (eur only)

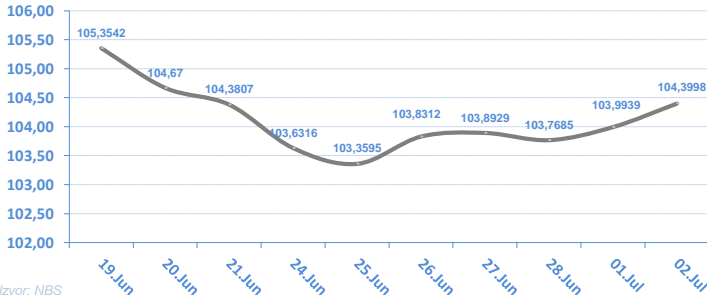


Izvor: NBS

Intervencije NBS na deviznom tržištu / NBS Interventions on FX interbank market

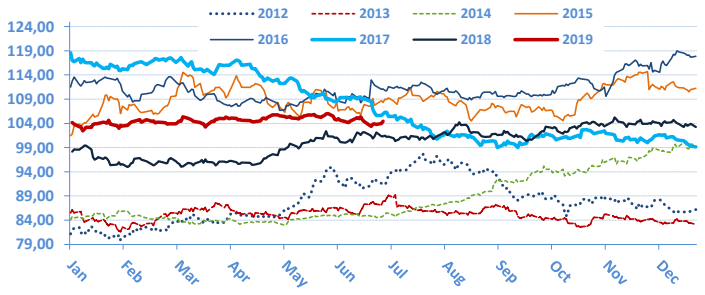


USD / RSD (Srednji kurs / Official middle rate) ► 10 dana / 10 days



Izvor: NBS

► Jan -



Monthly change	EUR/RSD	%	USD/RSD	%	Yearly change	EUR/RSD	%	USD/RSD	%
01.07.19	117,8875	-0,04%	103,9939	-1,42%	02.07.19	117,8883	-0,38%	104,3998	6,38%
03.06.19	117,9288	-0,03%	105,4914	-0,08%	03.01.19	118,3439	0,00%	104,1851	6,16%
03.05.19	117,9626	-0,01%	105,5783	0,57%	03.01.18	118,3431	-4,14%	98,1367	-17,25%
01.04.19	117,9759	-0,13%	104,9794	1,06%	04.01.17	123,4512	1,59%	118,6004	6,34%
01.03.19	118,1291	-0,25%	103,8772	0,32%	04.01.16	121,5145	0,30%	111,5324	9,90%
01.02.19	118,4266	0,07%	103,5469	-0,61%	05.01.15	121,1543	5,58%	101,4863	20,72%
03.01.19	118,3439	0,10%	104,1851	0,14%	03.01.14	114,7559	2,14%	84,0641	-1,67%
03.12.18	118,2313	-0,06%	104,0402	-0,27%	03.01.13	112,3495	6,20%	85,4889	5,32%
01.11.18	118,2984	-0,07%	104,3196	2,19%	04.01.12	105,7880	-0,21%	81,1693	2,16%
01.10.18	118,3868	0,19%	102,0840	0,29%	04.01.11	106,0156	10,47%	79,4541	18,48%
03.09.18	118,1567	0,08%	101,7890	0,71%	04.01.10	95,9679	7,17%	67,0635	4,25%
01.08.18	118,0618	0,04%	101,0717	-0,27%	05.01.09	89,5436	12,27%	64,3273	18,68%
02.07.18	118,0142		101,3432		03.01.08	79,7577		54,2016	

EUR / USD

► 10 dana / 10 days

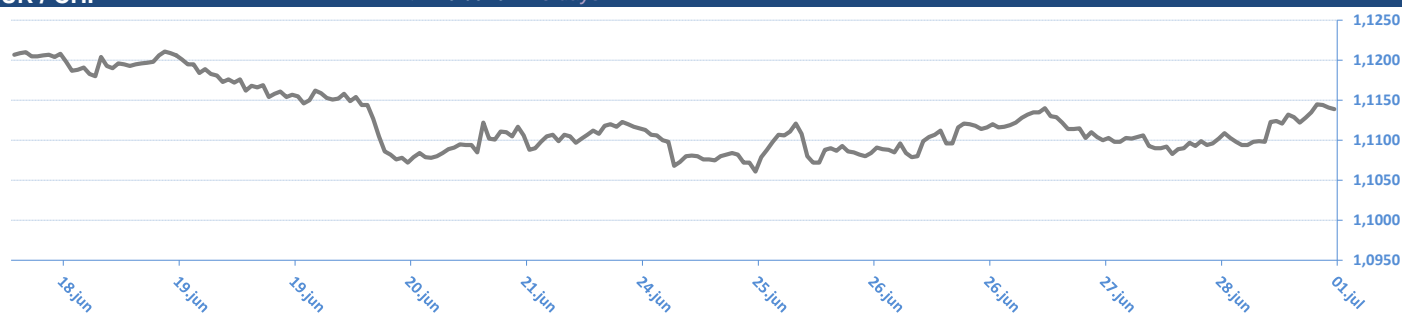


EUR / USD



EUR / CHF

► 10 dana / 10 days



EUR / CHF



Izvor / Source: Reuters

02.07.2019 08:49:44

EUR / XX

Valutni par / CCY pair	Kupovni/BID	Prodajni/ASK
EUR/USD	1,1292	1,1293
EUR/JPY	122,3800	122,4200
EUR/GBP	0,8929	0,8933
EUR/CHF	1,1153	1,1158
EUR/DKK	7,4634	7,4639
EUR/NOK	9,6667	9,6717
EUR/SEK	10,5430	10,5480
EUR/CAD	1,4810	1,4815
EUR/AUD	1,6169	1,6172
EUR/HUF	322,8600	322,9600
EUR/CZK	25,4430	25,4480
EUR/PLN	4,2421	4,2428
EUR/HRK	7,3940	7,3990
EUR/RUB	71,1072	71,1312
EUR/NZD	1,6936	1,6938

USD / XX

Valutni par / CCY pair	Kupovni/BID	Prodajni/ASK
USD/EUR	0,8855	0,8855
USD/JPY	108,3800	108,3900
USD/GBP	0,7907	0,7910
USD/CHF	0,9876	0,9880
USD/DKK	6,6090	6,6100
USD/NOK	8,5608	8,5638
USD/SEK	9,3372	9,3402
USD/CAD	1,3115	1,3119
USD/AUD	1,4316	1,4320
USD/HUF	285,8600	286,0200
USD/CZK	22,5230	22,5330
USD/SKK	21,5460	21,6000
USD/PLN	3,7561	3,7573
USD/HRK	6,5479	6,5523
USD/RUB	62,9300	63,0300
USD/NZD	1,4993	1,5004

* Međunarodno devizno međubankarsko tržište / International FX Interbank Market

Izvor / Source: Reuters

EURIBOR

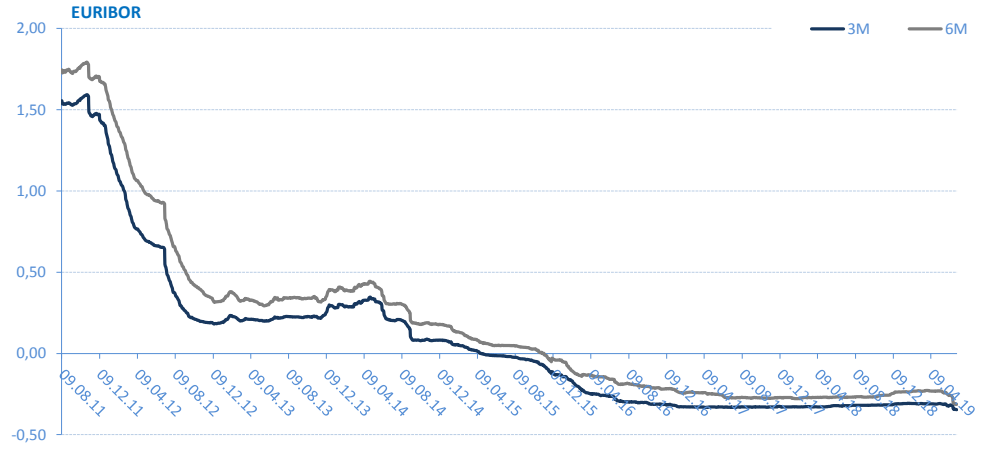
SW	-0,398
1M	-0,392
3M	-0,346
6M	-0,313
1Y	-0,217

* Izvor: Reuters; Objavljeno prethodnog radnog dana

Kamatne stope Centralnih Banaka
Interest rates of Central banks

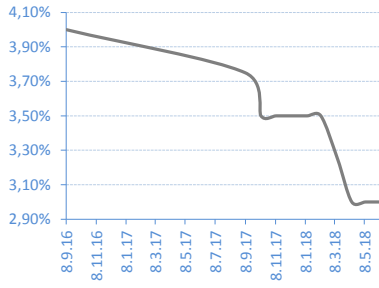
CB	Kamatna stopa/Interest rate
USD	2,50
EUR	0,00
GBP	0,75
CAD	1,75
AUD	1,25
JPY	0,10

* Izvor: Reuters; Objavljeno prethodnog radnog dana



REFERENTNA KAMATNA STOPA NBS / NBS Key Policy Rates

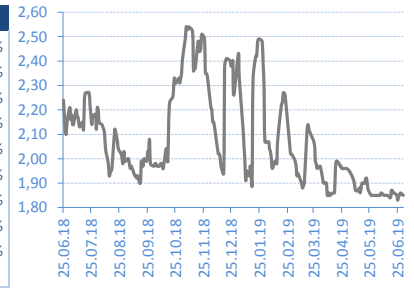
Date	Rate	Change (%)
08.06.18	3,00%	0,00%
10.05.18	3,00%	0,00%
12.04.18	3,00%	-7,69%
14.03.18	3,25%	-7,14%
08.02.18	3,50%	0,00%
11.01.18	3,50%	0,00%
07.12.17	3,50%	0,00%
09.11.17	3,50%	0,00%
09.10.17	3,50%	-6,67%
07.09.17	3,75%	



* Izvor/Source : NBS

BEONIA

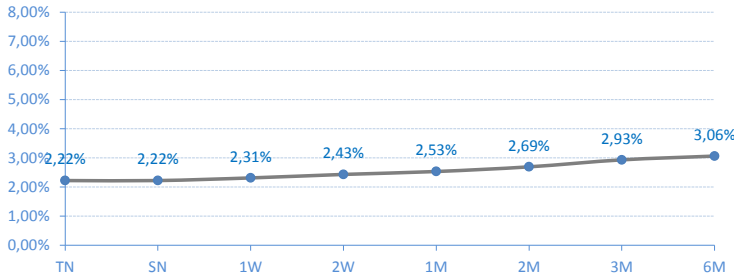
Date	Rate	Change (%)
01.07.19	1,85%	0,00%
27.06.19	1,85%	0,00%
26.06.19	1,85%	1,09%
25.06.19	1,83%	-1,08%
24.06.19	1,85%	-0,54%
21.06.19	1,86%	0,00%
20.06.19	1,86%	-0,53%
19.06.19	1,87%	0,00%
18.06.19	1,87%	1,63%
17.06.19	1,84%	



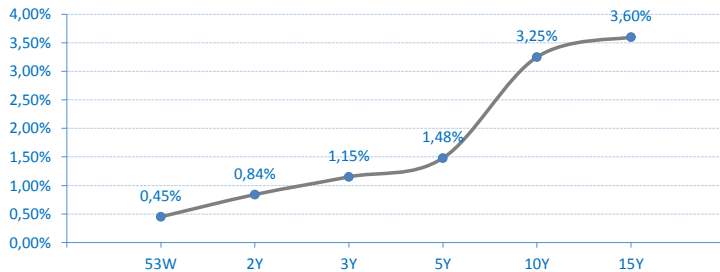
* Izvor/Source : Reuters; Objavljeno prethodnog radnog dana / Published on previous working day

Kamatne stope/Prinos na tržištu / Market Interest Rates

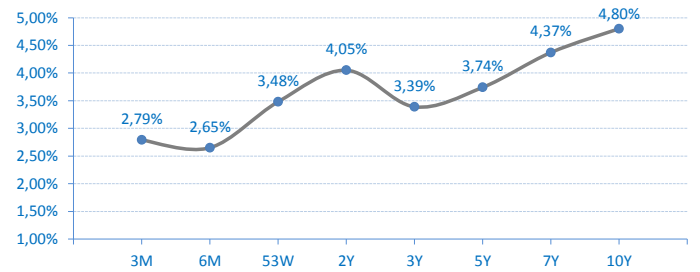
Belibor



Državne HOV Republike Srbije u Evrima - prinosi sa poslednje aukcije
Government bonds (EUR) of Republic of Serbia - yield on last primary auction



Državne HOV Republike Srbije u Dinarima - prinosi sa poslednje aukcije
Government bonds (RSD) of Republic of Serbia - yield on last primary auction



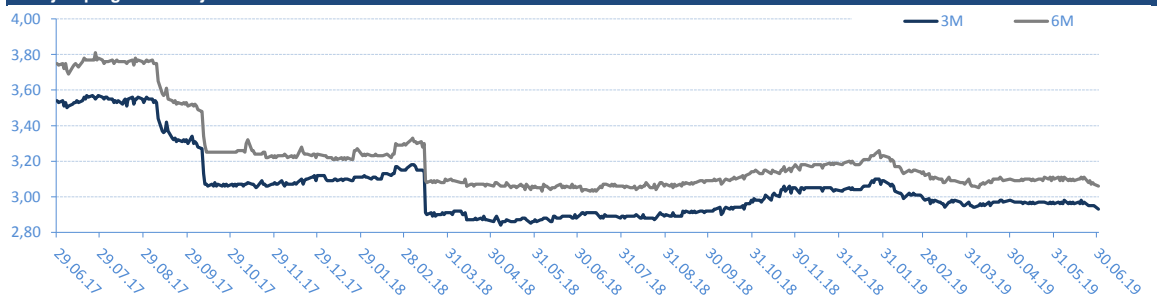
BELIBOR

Trenutne stope / Current rates

TN	2,22%
SN	2,22%
1W	2,31%
2W	2,43%
1M	2,53%
2M	2,69%
3M	2,93%
6M	3,06%

* Izvor/Source : Reuters; Objavljeno prethodnog radnog dana / Published on previous working day

Istorijski pregled kretanja 6M i 3M Belibor-a / Historical overview of 6M and 3M Belibor rates



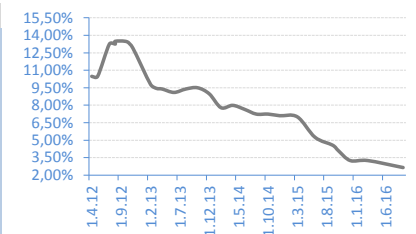
T-BILLS 3M - RSD

Date	Rate	Realisation
14.01.16	2,79%	100,00%
05.11.15	2,94%	100,00%
15.10.15	3,00%	92,18%
06.08.15	4,40%	96,26%
16.07.15	4,79%	98,47%
07.05.15	5,63%	92,92%
16.04.15	6,45%	100,00%
05.02.15	6,95%	45,05%



T-BILLS 6M - RSD

Date	Rate	Realisation
01.09.16	2,65%	23,03%
03.03.16	3,25%	96,46%
03.12.15	3,25%	97,22%
08.10.15	4,09%	100,00%
03.09.15	4,57%	87,90%
04.06.15	5,25%	93,30%
05.03.15	7,00%	21,33%
04.12.14	7,10%	100,00%



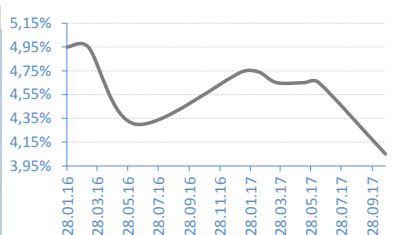
T-BILLS 53W - RSD

Date	Rate	Realisation
06.02.17	3,48%	17,91%
21.12.16	3,49%	32,22%
15.11.16	3,57%	45,64%
28.09.16	3,58%	52,92%
27.07.16	3,59%	49,07%
07.06.16	4,01%	78,06%
15.03.16	4,01%	16,73%
02.02.16	4,09%	63,42%



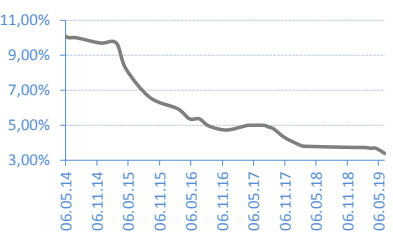
G-BONDS 2Y - RSD

Date	Rate	Realisation
24.10.17	4,05%	116,30%
13.06.17	4,65%	51,56%
16.05.17	4,65%	43,95%
21.03.17	4,65%	100,00%
13.02.17	4,74%	78,80%
10.01.17	4,74%	23,25%
13.06.16	4,30%	95,67%
10.03.16	4,95%	56,41%



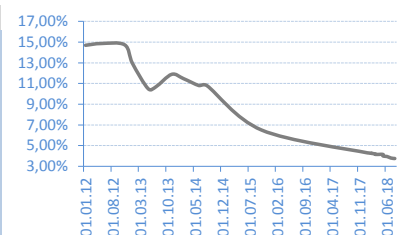
G-BONDS 3Y - RSD

Date	Rate	Realisation
11.06.19	3,39%	62,60%
23.04.19	3,68%	88,70%
19.03.19	3,69%	112,71%
20.02.19	3,73%	120,53%
15.01.19	3,73%	60,94%
28.02.18	3,80%	100,00%
30.01.18	3,88%	34,77%
06.11.17	4,29%	97,97%



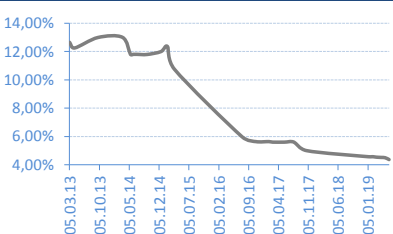
G-BONDS 5Y - RSD

Date	Rate	Realisation
11.09.18	3,74%	98,60%
14.08.18	3,75%	65,62%
17.07.18	3,80%	40,58%
05.06.18	3,95%	35,67%
22.05.18	3,99%	26,18%
08.05.18	4,15%	97,00%
24.04.18	4,15%	52,31%
10.04.18	4,15%	32,63%



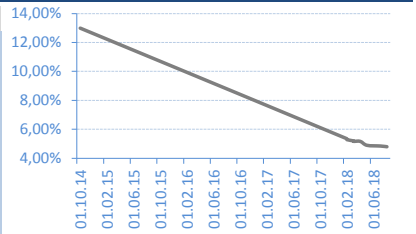
G-BONDS 7Y - RSD

Date	Rate	Realisation
04.06.19	4,37%	267,04%
07.05.19	4,50%	134,27%
10.04.19	4,52%	75,42%
05.03.19	4,54%	58,46%
12.02.19	4,57%	34,68%
30.01.19	4,57%	30,41%
09.01.19	4,57%	52,59%
23.10.17	5,00%	100,00%



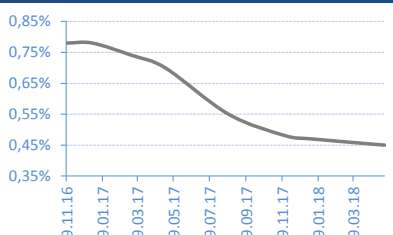
G-BONDS 10Y - RSD

Date	Rate	Realisation
07.08.18	4,80%	26,87%
10.07.18	4,85%	36,97%
15.05.18	4,90%	96,72%
03.04.18	5,17%	26,55%
20.03.18	5,17%	83,61%
06.03.18	5,20%	203,57%



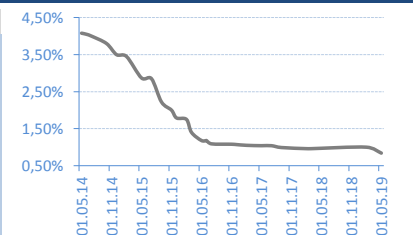
T-BILLS 53W - EUR

Date	Rate	Realisation
21.05.18	0,45%	100,00%
18.01.18	0,47%	98,00%
05.12.17	0,48%	100,00%
30.08.17	0,55%	50,00%
15.05.17	0,70%	91,30%
20.03.17	0,74%	60,00%
12.01.17	0,78%	46,20%
29.11.16	0,78%	100,00%



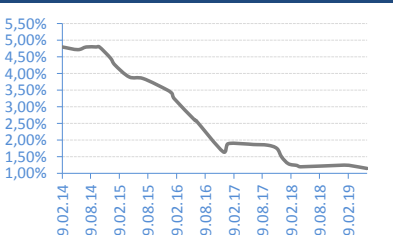
G-BONDS 2Y - EUR

Date	Rate	Realisation
27.05.19	0,84%	148,40%
19.02.19	1,00%	142,00%
22.03.18	0,96%	25,62%
01.02.18	0,96%	52,00%
14.09.17	0,99%	53,60%
12.07.17	1,04%	16,80%
23.05.17	1,04%	99,00%
14.02.17	1,05%	95,35%



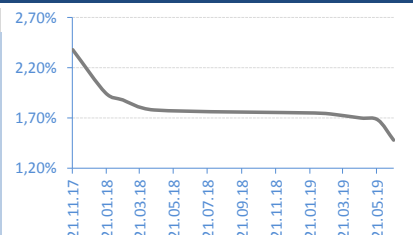
G-BONDS 3Y - EUR

Date	Rate	Realisation
18.06.19	1,15%	59,14%
12.03.19	1,23%	50,04%
23.01.19	1,25%	32,10%
20.04.18	1,20%	35,96%
28.03.18	1,24%	99,29%
02.02.18	1,29%	100,00%
21.12.17	1,49%	100,00%
20.11.17	1,75%	49,70%



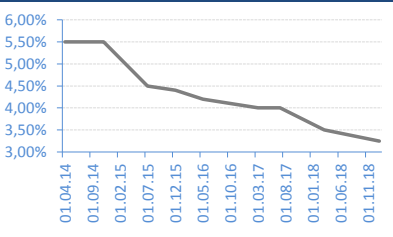
G-BONDS 5Y - EUR

Date	Rate	Realisation
20.06.19	1,48%	47,86%
23.05.19	1,68%	77,32%
22.04.19	1,70%	19,90%
27.02.19	1,74%	37,84%
29.01.19	1,75%	41,25%
16.04.18	1,78%	52,41%
19.02.18	1,88%	79,99%
19.01.18	1,95%	80,28%



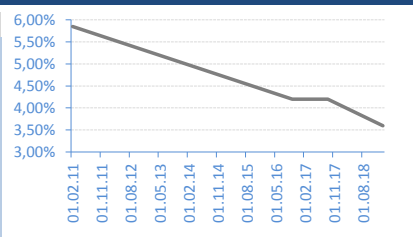
G-BONDS 10Y - EUR

Date	Rate	Realisation
16.01.19	3,25%	139,40%
26.03.18	3,50%	86,85%
13.07.17	4,00%	42,95%
15.03.17	4,00%	65,60%
25.05.16	4,20%	96,00%
04.12.15	4,40%	100,00%
28.07.15	4,50%	76,77%
19.11.14	5,50%	100,00%



G-BONDS 15Y - EUR

Date	Rate	Realisation
06.02.19	3,60%	100,00%
06.09.17	4,20%	70,13%
19.10.16	4,20%	100,00%



AKCIJE / Shares - REGULISANO TRŽIŠTE / REGULATED MARKET

Najtrgovanije HOV / Most Active

	Symbol	Closing price	% Change	Open	Max	Min	No of Trades	Volume	Volume RSD
Komercijalna banka a.d. Beograd	KMBN	2.983	1,15%	2.980	3.000	2.980	7	13.851	41.321.340
NIS a.d. Novi Sad	NIIS	688	0,44%	681	689	681	49	2.690	1.850.068
Impol Seval a.d. Sevojino	IMPL	3.227	0,53%	3.300	3.300	3.212	5	120	387.200
Philip Morris Operations a.d. Nis	DINNPB	3.533	0,08%	3.540	3.540	3.532	12	109	385.088
Messer Tehnogas a.d. Beograd	TGAS	11.692	1,67%	11.600	11.700	11.600	4	24	280.600

Dobitnici / Gainers

	Symbol	Closing price	% Change	Open	Max	Min	No of Trades	Volume	Volume RSD
Aerodrom Nikola Tesla a.d. Beograd	AERO	831	2,34%	810	835	810	110	146	120.814
Komercijalna banka a.d. Beograd	KMBNPB	1.170	1,74%	1.170	1.170	1.170	1	30	35.100
Messer Tehnogas a.d. Beograd	TGAS	11.692	1,67%	11.600	11.700	11.600	4	24	280.600
Komercijalna banka a.d. Beograd	KMBN	2.983	1,15%	2.980	3.000	2.980	7	13.851	41.321.340
Impol Seval a.d. Sevojino	IMPL	3.227	0,53%	3.300	3.300	3.212	5	120	387.200

Gubitnici / Decliners

	Symbol	Closing price	% Change	Open	Max	Min	No of Trades	Volume	Volume RSD
Galenika Fitofarmacija a.d. Zemun	FITO	2.880	-0,69%	2.880	2.880	2.880	1	8	23.040

AKCIJE / SHARES - MTP

Najtrgovanije HOV / Most Active

	Symbol	Closing price	% Change	Bid (Volume)	Ask (Volume)	No of Trades	Volume	Volume RSD
Telefonkabl a.d. Beograd	TLKB	10.000	0,00%	10000	10000	10000	1	18
Erozija a.d. Valjevo	EROZ	2.180	11,74%	2180	2180	2180	1	10

Dobitnici / Gainers

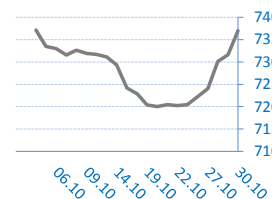
	Symbol	Closing price	% Change	Bid (Volume)	Ask (Volume)	No of Trades	Volume	Volume RSD
Erozija a.d. Valjevo	EROZ	2.180	11,74%	2180	2180	2180	1	10

Gubitnici / Decliners

	Symbol	Closing price	% Change	Bid (Volume)	Ask (Volume)	No of Trades	Volume	Volume RSD
--	--------	---------------	----------	--------------	--------------	--------------	--------	------------

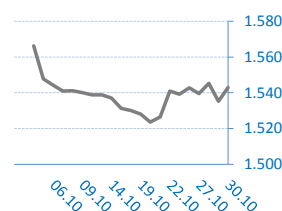
BELEX15

Vrednost / Value	736,97
Promena / Change	5,35
%	0,73%



BELEXline

Vrednost / Value	1.543,01
Promena / Change	7,72
%	0,00%



Kontakti / Contacts:

Srđan Tomašević

srđjan.tomasevic@erstebank.rs
Trgovanje / Trading
011/220 9116

Aleksandar Zarić

aleksandar.zaric@erstebank.rs
Prodaja / Sales
011/220 9198

Aleksandra Parčetić

aleksandra.parcetic@erstebank.rs
Brokersko poslovanje / Brokerage
011/220 9159

Vladimir Vulević

vladimir.vulevic@erstebank.rs
Podrška i Razvoj / Support and Development
011 / 201 50 50

Nenad Đurović

nenad.djurovic@erstebank.rs
Trgovanje / Trading
011/ 220 9115

Dušan Stević

dusan.stevic@erstebank.rs
Prodaja / Sales
011/220 9118

Danijela Stojanović

danijela.stojanovic@erstebank.rs
Prodaja / Sales
011/ 220 9132

Marija Đorđević

marija.djordjevic@erstebank.rs
Brokersko poslovanje / Brokerage
011/220 9110

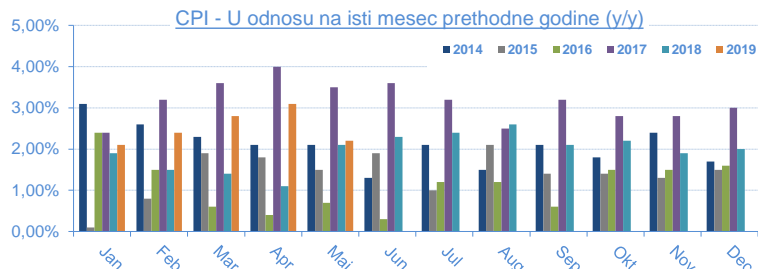
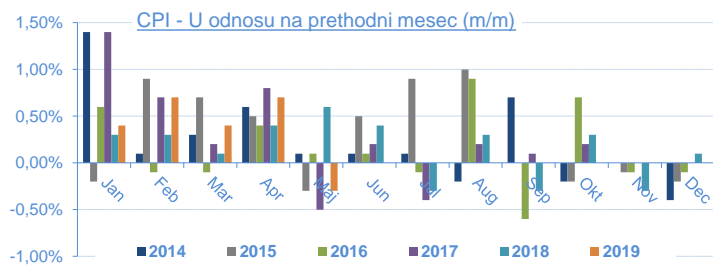
Izveštaj sačinio / Prepared by: Sektor sredstava / Treasury division

Informacije i cene iz ovog pregleda dobijene su iz izvora za koje verujemo da su pouzdani ali ne garantujemo njihovu tačnost i potpunost. Navedene informacije su važeće samo u trenutku njihovog sastavljanja a objavljuju se u čiju opšteg informisanja, pri čemu ne predstavljaju bilo kakav oblik investicionog saveta niti preporuke za investiranje niti na bilo koji način obavezuju Erste Bank ad Novi Sad u pogledu odgovornosti za štetu nastalu upotrebom informacija iz ovog pregleda.

The information and prices in this review are obtained from sources that we believe are reliable, but we do not guarantee their accuracy and completeness. The mentioned information is valid only at the time of their compilation and are published in the general information, whereby they do not represent any form of investment advice or recommendations for investing or in any way obligate Erste Bank ad Novi Sad in respect of liability for damages arising from the use of information referred to in of this review.

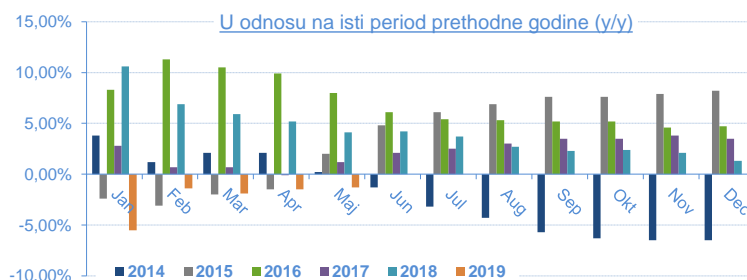
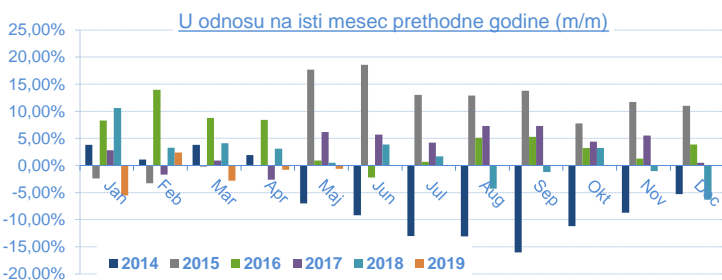
Indeks potrošačkih cena (Consumer Price Index - CPI) / 2018

	Jan	Feb	Mar	Apr	Maj	Jun	Jul	Aug	Sep	Okt	Nov	Dec
U odnosu na prethodni mesec (m/m)	0,40%	0,70%	0,40%	0,70%	-0,30%							
U odnosu na isti mesec 2018. (y/y)	2,10%	2,40%	2,80%	3,10%	2,20%							
U odnosu na decembar 2018.		1,10%	1,50%	2,30%	2,00%							
Datum objavljivanja / Published date	22.02.19	12.03.19	12.04.19	13.05.19	12.06.19							



INDUSTRIJSKA PROIZVODNJA / Industrial production / 2019

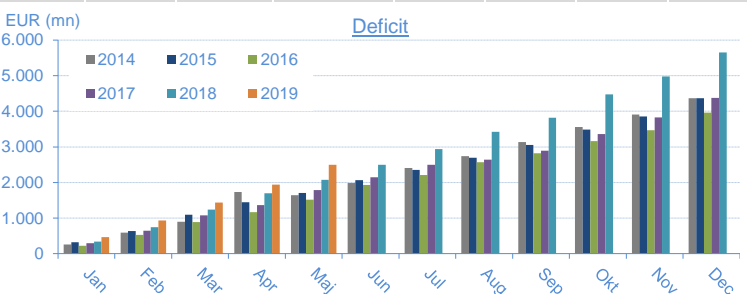
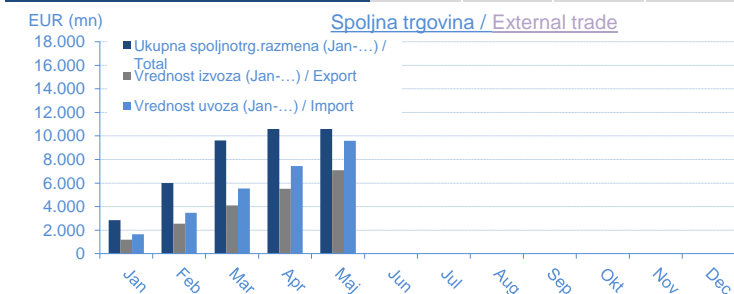
	Jan	Feb	Mar	Apr	Maj	Jun	Jul	Aug	Sep	Okt	Nov	Dec
U odnosu na isti mesec 2018 (m/m)	-5,50%	2,40%	-2,80%	-0,80%	-0,60%							
U odnosu na isti period 2018 (jan-...) (y/y)	-5,50%	-1,40%	-1,90%	-1,50%								
U odnosu na prosek 2018	-12,20%	-7,40%	2,30%	-4,40%	1,10%							
Datum objavljivanja / Published date	28.02.19	29.03.19	30.04.19	31.05.19	28.06.19							



SPOLJNOTRGOVINSKA ROBNA RAZMENA / External Trade / 2019

* u eur mln

Mesec/Month	Jan	Feb	Mar	Apr	Maj	Jun	Jul	Aug	Sep	Okt	Nov	Dec
Ukupna spoljnotrg.razmena (Jan-...) / Total	2.840,40	6.015,80	9.626,40	12.958,60	16.675,50							
Promena / Yearly change	7,80%	9,80%	8,10%	8,30%	9,70%							
Vrednost izvoza (Jan-...) / Export	1.186,90	2.539,90	4.092,80	5.510,50	7.087,40							
Promena / Yearly change	3,00%	7,10%	6,90%	7,30%	8,30%							
Vrednost uvoza (Jan-...) / Import	1.653,50	3.475,90	5.533,60	7.448,10	9.588,10							
Promena / Yearly change	11,50%	11,70%	9,00%	9,00%	10,80%							
Deficit (jan-...)	466,70	936,00	1.440,80	1.937,70	2.500,70							
Promena / Yearly change	40,90%	26,50%	15,60%	14,20%	18,80%							
Pokrivenost uvoza izvozom (Export/Import ratio)	71,80%	73,10%	74,00%	74,00%	73,90%							
Datum objavljivanja / Published date	12.03.19	29.03.19	30.04.19	31.05.19	28.06.19							



BUDŽETSKI BALANS / Budget balance

* u rsd mln

Budžetski balans u 2018.	32.183,97
January 2019	23.620,61
February 2019	-1.429,81
March 2019	-6.363,12
April 2019	-10.322,94
May 2019	
June 2019	
July 2019	
August 2019	
September 2019	
October 2019	
November 2019	
December 2019	
Budžetski balans u 2019. / Total 2019	5.504,74
Planirani deficit u 2019. / Planned	-3.344,12
Ostvarenje plana / Realisation	
Datum ažuriranja / Published date	04.06.19

